

Whitworth Church, Whitworth

Diocese of Durham  
Archdeaconry of Sunderland  
Deanery of Auckland

Quinquennial Inspection Report  
October 2022

Priest in charge: Rev. Matthew Paul Tarling



H P Massey BA, BArch. (Hons)  
Inspecting Architect

Hugh Massey Architects  
*designhaus*  
205 Park Road  
South Moor  
Stanley  
Co. Durham  
DH9 7QE

Tel: 01207 280095

Email: [hugh.massey@hughmasseyarchitects.co.uk](mailto:hugh.massey@hughmasseyarchitects.co.uk)

	Quinquennial Inspection Report
<b>Church</b>	Whitworth Church, Whitworth
	Diocese of Durham
	Archdeaconry of Sunderland
	Deanery of Auckland
<b>Professional Advisor</b>	Hugh Massey BA, BArch Hugh Massey <b>Architects</b> <i>designhaus</i> 205 Park Road South Moor Stanley Co. Durham DH9 7QE  Tel: 01207 280095 Email: <a href="mailto:hugh.massey@hughmasseyarchitects.co.uk">hugh.massey@hughmasseyarchitects.co.uk</a>
<b>Date of Inspection</b>	August 2022 Bright dry weather

<b>Contents</b>	A	Brief Description of the Building
	B	Scope of Report
	1	Works Carried Out Since Previous Report
	2	General Condition of Church
	EXTERNAL INSPECTION	
	3	General Structure
	4	External Wall Surfaces
	5	Roof Coverings
	6	Rainwater Disposal System
	7	External Windows and Doors
	8	External Metalwork, Woodwork and Paintwork
	9	Tower, Spire, Bells and Frames
	INTERNAL INSPECTION	
	10	Roof Structure
	11	Internal Partitions
	12	Internal Ceilings
	13	Internal Walls
	14	Internal Doors
	15	Internal Decoration

16	Floors and Balconies
17	Glazing and Ventilation
18	Fixtures and Fittings
19	Heating Installation
20	Electrical and Lighting Installation
21	Fire Precautions
22	Security
23	Sanitary Facilities
24	Disabled Provision and Access
25	Bats
CURTAILAGE	
26	Churchyard
27	Log Book
28	Previous Reports
RECOMMENDATIONS	
	Appendix A: General
	Appendix B: A Guide to Routine Maintenance and Inspection of Church Property
	Appendix C: Photographic Survey
	Appendix D: Listing Document

<b>A Brief Description of the Building</b>	
	<p><b>Background and General:</b></p> <p>Whitworth Parish Church is set in an attractive, treed churchyard near Whitworth Hall and Park (now a hotel), a short distance from Whitworth Road, which runs north from Spennymoor to Brancepeth. There is a block of attractive former estate workers' cottages adjacent to the churchyard, and the adjacent farm buildings have been converted to housing.</p> <p>The sheltered location tends to prevent the external stonework from drying out fully and the surrounding trees create problems with roof drainage, particularly to the shallow vestry roof.</p>
	<b>General Description of Church</b>
A2	<p>The building is a typical small, stone-built country church erected in 1850, without aisles, but with an open south porch and stone bellcote. The nave (approximately 80ft x 20ft) has accommodation for 120. The chancel is approximately 30ft x 15ft with a small clergy vestry added in 1930. The interior was reordered in the 1880's and again in the 1890's.</p> <p>Externally, at the west gable, there is a lean-to canopy built in 1935, housing two recumbent stone effigies. One, a cross-legged knight, is late 13<sup>th</sup> century. The pipe organ was removed at the time of the last inspection by the original builders, Harrison and Harrison of Durham, for full rebuilding and is now reinstalled.</p>
A3	The Whitworth Conservation Area relates to the Church and adjacent Hall.
A4	There are no Tree Preservation Orders on the Churchyard, though trees are protected by the Conservation Area status.
A5	There are no ancient monuments attached to the Church.

<b>B Scope of Report</b>	
B1	<p>This report, the second undertaken on this Church by the writer, is based on findings of a number of visits, finalised in September 2022. The weather was good with a dry summer and autumn. Viewing was made from ground level and with the aid of binoculars. No ladder inspection was made externally or into the roof void internally or belfry.</p> <p>The report was delayed from 2020 due to the Covid pandemic, hence this report was not able to be completed within the usual 5-year cycle.</p>
B2	A photographic record was made internally and externally of representative views.
B3	There were no roof voids or ceillures which required opening up.
B4	The ground floor boarded flooring was not opened up or access panels found.
B5	The extent of the Churchyard, which was formally closed in 1986, is shown on the attached site plan in the Appendix. It is maintained by the Town Council. The inspection was to the immediate vicinity of the Church.
B6	There is no foul drainage installation or WC in the Church. No manholes were inspected or access points opened up. A scheme for the provision of a WC and water supply is planned in the very near future.
B7	See Appendix 'A' in this report for a full description of limitations of the inspection.

<b>1.0</b>	<b>Works Carried Out Since the Previous Inspection:</b>
	<p><b>2016</b>  Apr Vestry roof replaced (Tuff Stuff GRP resin on new deck 75mm Kingspan insulation board)  May Fire extinguishers serviced; new seals fitted  June New radiator with thermostatic valve fitted  Boiler serviced  Gutters and rainwater soakaways cleaned</p> <p><b>2017</b>  Mar Repointing to ridge tiles of main roof; missing slates replaced  New LED light fitted to back door  May Fire extinguishers serviced  Electrical PAT testing of all appliances  Nave and chancel crosses fitted to roofs  Soakaways cleaned  June Gutters and downpipes cleaned  Oct Organ tuned</p> <p><b>2018</b>  Apr Boiler serviced  May Fire extinguishers serviced  Nov Organ tuned</p> <p><b>2019</b>  May Roof slate replaced  Fire extinguishers serviced  Jul Roof slate replaced  Sep Electrical PAT testing of all portable appliances  Oct Organ tuned  Boiler serviced</p> <p><b>2020</b>  Jun Fire extinguishers serviced  Nov Organ tuned</p> <p><b>2021</b>  Apr Roof slate replaced  Church interior painted  May PAT testing of portable appliances  Aug Fire extinguishers serviced  Nov Smart meter fitted  Dec Organ tuned</p> <p><b>2022</b>  Jan Boiler serviced  Jul Fire extinguishers serviced; extinguisher fitted in boiler house  Aug Roof slate replaced</p>
<b>2.0</b>	<p><b>General Condition of Church:</b>  The building is generally in very good condition and is being well maintained. It is also, for a small church in a relatively remote location, well used, in part due to its association with the nearby hotel, which has enabled improvements made in recent years. The provision of an accessible WC and internal and external lighting is hopefully imminent.</p> <p>Currently, little repair work is required other than limited re-pointing of the external stonework and items of routine maintenance. Vestry roof replacement was undertaken in April 2016, incorporating insulation board.</p> <p>I am particularly impressed by the extent of maintenance conducted by volunteers.</p>

<b>EXTERNAL INSPECTION</b>	
<b>3.0</b>	<p><b>General Structure:</b> This remains basically sound with only previous limited structural movement noted, to the northeast corner of the vestry, since repaired, and to the south side of the east window surround, which reflects differential movement of hard cement render adjacent to the stone margin. This does not appear to have worsened since the last inspection.</p> <p>There was a short crack (approx. 200mm long) above the right lancet window on the west side of the vestry. This has been re-pointed and is now sound.</p>
<b>4.0</b>	<p><b>External Wall Surfaces:</b> This is of sandstone throughout, of squared, rough-faced ashlar on the vestry, the south elevation and the porch, with coursed random rubble to the gables and north elevation. There are areas of rendering to the east elevation of the vestry and the northernmost area of the nave elevation (see Appendix B, Fig 1 – IMG 8313). The stonework is generally sound except as listed below:</p>
4.1	<p><i>North Elevations:</i> Consists of squared, irregular coursed stonework to vestry and coursed rubble to church with dressed surrounds. These are generally sound but the original lime pointing to the church wall is becoming soft in places.</p>
4.2	<p><i>South Elevations:</i> Consist of relatively large, squared blocks or rough faced ashlar, partially cement rendered in places, but generally in sound condition.</p> <p><b>Porch:</b> Areas of eroded stone to door reveals was repaired or replaced prior to 2000, and this is in good condition.</p> <p><b>Nave:</b> All stonework is in reasonably good condition. Old vertical crack to line of west gable was re-pointed prior to 1990 and is sound, although there is a small opening to the vertical joint with the kneeler block. The horizontal joints to the buttress are a little lean, as are the joints to an area of the plinth adjacent to the porch. The joints to the upper part of the left-hand buttress are slightly lean. The stone sundial face is significantly eroded (see Appendix B, Fig. 2 – IMG 8286).</p> <p><b>Chancel:</b> Generally sound with some areas of cement render, which is now missing to the side of the east buttress, with some eroded stones just above the plinth course, and particularly to the side of the east buttress.</p> <p>There is an interesting feature of a large stone block (approx. 500mm x 600mm) which is set within a rendered patch on the east face of the chancel buttress. The reason or significance of this is not known or immediately obvious as the inscription is now indistinct.</p> <p>Slightly cracked joints to top of central buttress and open joint to west side of east buttress. There is a pattern cracking/face erosion running from eaves to drip course (see Appendix B, Fig. 3 – IMG 8299).</p>
4.3	<p><i>East Elevations:</i> <b>Chancel Gable:</b> Most of this elevation has been previously rendered over and now been repointed. Nave and chancel ridge crosses have been reproduced and reinstalled.</p> <p><b>Vestry:</b> Stonework heavily over-pointed or rendered with more recent cement-rich mortar to the head. An earlier movement crack to the lintel head has been re-pointed and is now sound.</p> <p><b>East Gable:</b> Most of this elevation has been previously rendered over and now has been partially repointed with flush pointing rather than the original tuck pointing (see Appendix B, Fig. 1 – IMG 8313). There is a movement crack to the left outline of the window surround, with a few previously exposed eroded stones adjacent having been mortar patched. There is a poorly pointed junction to the watertabling to this gable.</p> <p>The original chimney head was removed prior to 2005 and pointed over. A few of the corner quoins lower down have been replaced or redressed but other less eroded stones remain, including a significant cavity.</p>

4.4	<p><i>West Elevations:</i></p> <p><b>Vestry:</b> Coursed square rubble with good quality pointing; generally sound. Right hand side label-stop of hoodmould appears sound.</p> <p><b>West Gable:</b> Coursed rubble with lime pointing with some later flush cement pointing to the verges. Generally, sound except that the harder cement pointing to the right-hand margin is causing erosion of the adjacent stones. Defective stonework to the gable apex was repaired in 1997.</p> <p><b>Belfry:</b> This was comprehensively repaired in 1997, including the replacement of the two cylindrical columns. The base of the stone apex cross has cracked and been mortar repaired. Bell headstock and wheel require preservative coating.</p> <p><b>Porch:</b> Sound with new stone insets (1994).</p> <p><b>Covered Effigies:</b> The stone column to the left side has been replaced and the whole stone base has moved slightly away from the gable wall. The one eroded plinth stone behind the right effigy has been replaced.</p>
5.0	<p><b>Roof Coverings:</b></p> <p>The pitched roofs are of Westmoreland slate with diminishing courses throughout and are generally in good condition. Some previous repairs have consisted of drilling/screwing through exposed slates to secure slates.</p> <p>The vestry roof has been renewed and the lean-to boiler house is galvanised metal sheeting over an existing timber boarded structure.</p> <p>Small roofs to covered effigies have a number of cracked slates and have neither guttering nor downpipes.</p>
5.1	<p><i>North Elevation:</i></p> <p><b>Chancel:</b> Appears sound but with increasing build-up of moss and a small number of slipped/chipped slates.</p> <p><b>Ridge:</b> Generally sound; previously missing bedding to east end of chancel and close to centre of nave has been renewed with cement mortar and remains sound. There are remaining gaps to the western end.</p> <p><b>Nave:</b> Appears to be sound except for a small section of possibly perished slate (centre left) and one or two slipped/chipped slates at eaves level, and increasing build-up of moss.</p> <p><b>Vestry:</b> This shallow roof has been renewed and appears sound, though mossed at the time of inspection..</p>
5.2	<p><i>South Elevation:</i></p> <p><b>Chancel:</b> Generally sound except for a temporary patch repair now almost worn away at the eaves adjacent to the chancel gable.</p> <p><b>Nave:</b> A few cut slates immediately under the belfry have been disturbed and a number lower down are screwed but otherwise sound.</p> <p><b>Porch:</b> Generally sound with some moss growth on both faces.</p>
5.3	<p><i>West Elevation:</i></p> <p>This is limited to the two lean-to roofs over the stone effigies, which have a few broken slates, particularly to the right side.</p>
6.0	<p><b>Rainwater Disposal System:</b></p> <p>This consists of cast iron, half-round gutters and round cast iron and uPVC downpipes, discharging to gullies at ground level. The rainwater goods are in variable condition and comprehensive consistent renewal is now due. There appears to be a partial underground drainage installation, which is unmapped.</p>

<b>7.0</b>	<b>External Windows and Doors:</b>
7.1	<i>Windows:</i> All windows are leaded stained or clear glass and are protected with galvanized wire guards, which are in reasonable condition. The guards at the west window have been renewed with stainless steel.
7.2	<i>Doors:</i> The doors are of a traditional boarded construction in hardwood and are in sound condition, however the exterior of the Vestry door would benefit from preservation treatment.
<b>8.0</b>	<b>External Metalwork, Woodwork and Paintwork:</b> This is generally limited to rainwater goods and external doors. The doors are sound. The verge boards to the west end lean-to(s) are slightly weathered. The paintwork to the vestry downpipe is flaking.
<b>9.0</b>	<b>Tower, Spire, Bells and Frames:</b> There is a single bell hung in an open stone bellcote on the west gable. The entire bell mounting and wheel were removed, repaired and re-fixed in 1997. The bell is regularly rung before services and appears to be in good working order. The bell was last serviced in August 1997.  Bell headstock will require regular preservative coating.



<b>INTERNAL INSPECTION</b>	
<b>10.0</b>	<b>Roof Structure:</b>
10.1	<i>Nave:</i> Four tied cruck trusses and dressed timber purlins with horizontal timber boarding to underside of rafters. All the timber work appears sound except for possible deterioration to the west end of the ridge beam.
10.2	<i>Chancel:</i> This is painted, boarded with ceiling fixed to the underside of the rafters, in sound condition. There is slight erosion to the stone hood-mound on the left hand side of the chancel arch which is causing the paint covering to peel.
<b>11.0</b>	<b>Internal Partitions:</b> None
<b>12.0</b>	<b>Internal Ceilings:</b>
12.1	<i>Nave:</i> Plain varnished T&G pine boarding which appears in good condition.
12.2	<i>Chancel:</i> Decorated T&G pine boarding with painted timber mouldings and gilded bosses, all in fair to good condition.
12.3	<i>Vestry:</i> 2 no. metal panels fixed to lean-to rafters, sound.
<b>13.0</b>	<b>Internal Walls:</b>
13.1	<i>Nave:</i> Oak dado panelling to 4 ft. in good condition; plastering above in good condition.
13.2	<i>Chancel:</i> Painted vertical T&G boarding to chancel above oak dado, in good condition.
13.3	<i>Vestry:</i> Plaster to full height. Generally, sound except for some surface flaking (efflorescence) to east wall. A perished area, previously hidden by the organ, has been re-plastered recently following the temporary removal of the organ.
<b>14.0</b>	<b>Internal Doors:</b> One flush plywood lockable door to vestry, sound. New oak inner entrance double doors fitted April 2012.
<b>15.0</b>	<b>Internal Decoration:</b> White flat paint to plaster and vertical boarding to church and chancel in good condition (recently recoated).
15.1	<i>Vestry:</i> Recent emulsion to wall and gloss to wall boarding.
<b>16.0</b>	<b>Floors and Balconies:</b>
16.1	<i>Nave:</i> Oak blocks to solid base, some slight unevenness in central walkway (carpeted) with some loose blocks to left side of entrance doorway.
16.2	<i>Chancel:</i> Oak blocks under choir stalls; terrazzo and pink marble to sanctuary and walkway; marble to chancel step, cracked and slightly uneven. Slight cracking of terrazzo on both sides but otherwise sound (see Appendix B, Fig. 4 – IMG 8275).
16.3	<i>Sanctuary:</i> Central section of marble facings to top step has been dislodged in the past but is secure at present.

16.4	<i>Vestry:</i> Carpeted suspended floor which is slightly uneven over old heating duct.
17.0	<b>Glazing and Ventilation:</b> All glazing is leaded, with stained or Remi glass. The two clear windows on the south side of the Sanctuary have been replaced.
18.0	<b>Fixtures and Fittings:</b>
18.1	<i>Furniture and Fittings:</i> All furniture including pews, choir stalls, altar and altar rails are in oak and are in very good condition with the exception of right hand side pew front and right hand side communion rail foot, which have both suffered damage; additional securing recommended.  The pulpit is constructed in painted stone. The lectern is an oak pedestal gifted by the Shafto family in memory of a family member killed in the Second World War.  There is a fine painted and gilded reredos.
18.2	<i>Organ:</i> There is a small, single, manual, early Harrison & Harrison pipe instrument, with eight stops (Grade II*). This was removed for rebuilding and returned April 2011. The organ was last tuned in December 2021.
18.3	<i>Monuments:</i> There are four carved marble wall memorials and two plain ones.  There is a black basalt grave cover set into the floor in the northeast corner of the nave, supposedly covering the vault of the Shafto Family who also have a stone mausoleum in the churchyard and a sandstone grave cover set in the floor adjacent to the west gable.  The stone effigies housed externally since the 1930's at the west gable are quite eroded and expert opinion should be sought concerning their long term preservation.
19.0	<b>Heating Installation:</b>
19.1	The boiler was renewed in 2002. It is a Boulter Classic oil-fired condensing boiler with a balanced flue. The oil storage tank was renewed at the same date with a single walled plastic tank with a remote capacity sensor.
19.2	The timber roof had previously been set on fire but survives and appears sound.
19.3	The boiler house is a semi-basement lean-to located on the north side of the building and is sound and dry. Vertical access is restricted (see Appendix B, Fig. 5 – IMG 8321)
20.0	<b>Electrical and Lighting Installation:</b>
20.1	This is a standard single phase 240V supply, protected by an 80 amp, residual current operated, earth linkage trip switch. All distribution wiring is either PVC in metal conduit or MICC. The circuits are protected by MCB fuses.
20.2	Lighting is either PAR-type spots or tungsten halogen floods, all in working order., however a new scheme of internal/external lighting is planned.
20.3	The installation is generally to current standards and appears in good condition, having been rewired in 1994  Date of last inspection: 14/09/2015; certification is attached to the Log Book.
20.4	<b>Lightning Conductor:</b> None present, none believed to be required.
21.0	<b>Fire Precautions:</b>
21.1	Vestry has a CO <sub>2</sub> type extinguisher; porch has a 6-litre foam type extinguisher.
21.2	Date of last inspection/testing of extinguishers: July 2022

<b>22.0</b>	<b>Security:</b>
22.1	Rear Vestry Door is bolted (3 no.) from inside; main entrance door has security mortice lock.
22.2	The church is in a relatively isolated location but there are three occupied cottages adjacent and it is partially overlooked by Whitworth Hall, which is now a hotel. There have been no reported incidences of intrusion or attempted intrusion during the previous Quinquennial Period.
<b>23.0</b>	<b>Sanitary Facilities:</b>
23.1	There is a cold water tap within the vestry but no sink or toilet facilities within the building. A new external, accessible WC and water supply is planned.
<b>24.0</b>	<b>Disabled Provision and Access</b>
24.1	<i>Access:</i> Access to the building is now level from within the church up to the Chancel step. There is a 60mm high step at the south porch entrance (see Appendix B, Fig. 6 – IMG 8285), and steps from the Vestry.
24.2	<i>Toilet Facilities:</i> There are no toilet facilities, however a new external, accessible WC and water supply is planned.
24.3	<i>Hearing and Sight:</i> An induction loop facility is available. Lighting levels appear to be adequate, although a new internal/external LED lighting scheme is planned alongside the new WC construction.
<b>25.0</b>	<b>Bats</b>
25.1	There were no reports of bats in the church or churchyard.

	<b>CURTILAGE</b>						
<b>26.0</b>	<b>Churchyard</b>						
26.1	The enclosed churchyard is now formally closed (Order in Council, 5 <sup>th</sup> November 1986). It is now maintained by the Town Council.						
26.2	There are a few ancient gravestones, at least one of which is Listed.						
26.3	Rubble stone boundary walls appear to be generally sound. A small section on the east side had been damaged by a falling tree branch from the neighbouring property but has now been repaired. There was also a section (which is generally in line with the east end of the building) on the east boundary, which had moved significantly, and has also been repaired. This stands on the top of a steep embankment.						
26.4	The tarmac footpath was renewed in 2009. The gravel path to the Hotel has been edged and gravelled since the last inspection.						
26.5	There are a number of mature and semi-mature deciduous and evergreen trees within the churchyard, which appear in good condition and the setting of the church is extremely attractive.						
<b>27.0</b>	<b>Log Book</b>						
27.1	Continue to maintain Log Book.						
<b>28.0</b>	<b>Previous Reports</b>						
	<table> <tr> <td>1.</td> <td>Report dated November 2010</td> <td>John A. G. Niven</td> </tr> <tr> <td>2.</td> <td>Report dated July 2015</td> <td>Hugh P. Massey</td> </tr> </table>	1.	Report dated November 2010	John A. G. Niven	2.	Report dated July 2015	Hugh P. Massey
1.	Report dated November 2010	John A. G. Niven					
2.	Report dated July 2015	Hugh P. Massey					

	Ref	Price (£)
<b>URGENT WORKS REQUIRING IMMEDIATE ATTENTION - Category 1</b>		
Secure right hand side pew front	18.1	
Secure right hand side communion rail	18.1	
Additional pointing to stone cavity	4.3	
<b>WORK RECOMMENDED TO BE CARRIED OUT DURING NEXT 12 MONTHS - Category 2</b>		
Remove build-up of moss from vestry roof and accessible areas of adjacent chancel roof	5.1	<b>300.00</b>
Repair / replace loose or broken slates to effigy lean-to	5.3	<b>200.00</b>
Determine conservation policy for effigies	18.3	<b>Specialist advice</b>
Provide level access to porch	24.1	<b>500.00</b>
Preservation treatment to outside of Vestry door	7.2	<b>75.00</b>
Coat exposed timber block flooring at entrance door	16.1	<b>75.00</b>
<b>WORK RECOMMENDED TO BE CARRIED OUT DURING NEXT 5 YEARS - Category 3</b>		
Replace hard cement mortar to right side of west gable and north side of Vestry with lime mortar (render removed)	4.4	<b>750.00</b>
Rainwater goods renewal	6.0	
Bell headstock preservative coating	9.0	
<b>WORK TO BE CONSIDERED BEYOND 5 YEARS - Category 4</b>		
Remove cement render to chancel gable and side of east buttress of chancel, fill and re-point any lean or open joints with lime mortar	4.2	<b>1,200.00</b>
<b>ITEMS FOR FURTHER INVESTIGATION</b>		
N/A		

**NOTE**

Churchwardens should be aware of their responsibility under the Care of Churches and Ecclesiastical Jurisdiction Measure 1991 which includes guidance to routine maintenance and inspection of Church property.

'A Guide to Church Inspection and Repair' published by the Council for the Care of Churches can be obtained from SPCK bookshops.

Hugh Massey Architects, Planning and Landscape Consultants  
*designhaus*, 205 Park Road, South Moor, Stanley, Co Durham, DH9 7QE  
T: 01207 280095 Email: [hugh.massey@hughmasseyarchitects.co.uk](mailto:hugh.massey@hughmasseyarchitects.co.uk)

## **APPENDIX A: General Information**

### **A. General:**

This report is not a specification for the execution of works and must not be used as such. It is a general report only, as required by the Inspection of Churches Measure 1955.

The Architect has indicated in it such maintenance items, if any, which may safely be carried out without professional supervision.

Conservation and repair of Churches is a highly specialised subject if work is to be carried out both aesthetically and technically in the best manner, without being wasteful in expenditure. It is, therefore, essential that every care is taken to ensure that no harm is done to the fabric or fittings and when the Parochial Church Council is ready to proceed it should instruct the Architect accordingly, when he will prepare specifications and schedules and arrange for the work to be carried out by an approved Contractor under his direction.

Costs on much of the work or repairing Churches cannot be accurately estimated because the full extent of damage is only revealed as work proceeds, but when the Architect has been instructed to prepare specifications he can obtain either firm prices or considered approximate estimates, whichever may be appropriate.

The Architect will be glad to help the Parochial Church Council complete an appeal application to a charitable body if necessary, or to assist in applying for the essential Faculty or Archdeacon's Certificate.

### **B. Scope of Report:**

The Report is based on the findings of an Inspection made from the ground and from other easily accessible points, or from ladders provided by the Parochial Church Council, to comply with the Diocesan Scheme under the Inspection of Churches Measure 1955.

It is emphasised that the inspection has been purely visual and that no enclosed spaces or inaccessible parts, such as boarded floors, roof spaces, or hidden timbers at wall heads have been opened up for inspection. Any part which may require further investigation is referred to in the appropriate section of this Report.

### **C. Rainwater Disposal:**

The Parochial Church Council is strongly advised to enter into an annual contract with a local builder for cleaning out the gutters and downpipes twice a year.

### **D. Pointing and Masonry:**

Wherever pointing is recommended it is absolutely essentially that the procedure in item (a) of this appendix be adhered to as without proper supervision much harm can be done to the fabric by incorrect use of materials and techniques.

### **E. Heating Installation:**

Subject to any comments to the contrary in Section 19.0 of this Report, the remarks in this Report are based only upon a superficial examination of the general condition of the heating installation, particularly in relation to fire hazards and sightliness. The installation and maintenance of any oil fired equipment should be in accordance with current editions of the British Standards Code of Practice CD 3002 and British Standards BS799.

**NB:** A proper examination and test should be made of the heating apparatus by a qualified engineer each summer, prior to the start of the heating season and the report of such examination should be kept in the Church Log Book.

The Parochial Church Council is strongly advised to consider arranging a regular inspection contract.

Wherever practicable, subject to finances, it is recommended that the installation be run at a low setting throughout the week, as distinct from being 'ON' during services only, as constant warmth has a beneficial effect on the fabric, fittings, and decorations.

**F. Electrical Installation:**

Any electrical installation should be tested every quinquennium and immediately if not done within the last five years (except as may be otherwise recommended in this Report) by a competent electrical engineer or by the Supply Authority and an insulation resistance and earth continuity test should be obtained on all circuits. The engineer's test report should be kept with the Church Log Book.

Where no recent report or certificate of inspection from a competent electrical engineer (one who is on the Roll of Approved Contractors issued by the National Inspection Council for Electrical Installation Contracting) is available, the comments in this Report are based upon a visual inspection made without instruments of the main switchboard and of sections of wiring selected at random. Electrical installation for lighting and heating, and other electrical circuits, should be installed and maintained in accordance with the current editions of the Institution of Electrical Engineers Rules and the more specific recommendations of the Council for the Care of Churches, contained in the publication "The Lighting of Churches".

**G. Lightning Conductors:**

As a defective conductor may attract lightning, the lightning conductor should be tested every quinquennium in accordance with the British Standard Code of Practice (current edition) by a competent electrical engineer and the record of the test results, conditions and recommendations should be kept with the Church Log Book.

Conductors on lofty spires and other not readily accessible positions should be closely examined every ten years, particularly the contact between the tape and the vane rod or finial. If the conductor tape is without a test clamp, one should be provided above ground level.

**H. Maintenance between Inspections:**

Although the Measure requires the Church to be inspected by an Architect every five years it should be realised that serious trouble may develop between surveys if minor defects such as displaced slates and leaking pipes are left unattended.

**J. Fire Insurance:**

The Parochial Church Council is advised that the fire insurance cover should be periodically reviewed to keep pace with the rising cost of repairs.

At least one fire extinguisher should be kept in an easily accessible position in the Church, together with an additional extinguisher of the foam or CO<sub>2</sub> type where heating apparatus is oil fired.

**K. Annual Property Inspection:**

The 1991 Ecclesiastical Jurisdiction Measure requires that Church Wardens inspect annually the fabric and furnishings of the church and report thereon to the PCC, and thereafter to the Annual Parochial Church Meeting. It would be expected that immediate attention would be given to such minor matters as displaced slates and leaking or blocked rainwater goods. Guidance may be had from the pamphlet "How to look after your Church", Church House Bookshop, Great Smith Street, London, SW1.

**L. Building Insurance:**

The PCC are reminded that insurance cover should be index-linked so that adequate cover is maintained against inflation of building costs. It is of course important to ensure that the basic sum insured is adequate at inception, as index-linking will deal only with future inflation. The Ecclesiastical Insurance Group, which covers the majority of churches in the country, will send its regional surveyor without charge to offer guidance as to the appropriate level of cover in each case.

**M. Defective Woodwork:**

We have not inspected woodwork or other parts of the structure which are covered, unexposed or inaccessible and we are therefore unable to report that these parts of the property are free from defect, or in the event that such parts are not free from defect, that they will not contaminate or affect any other part of the property.

**N. The Equality Act 2010:**

The provisions of the above Act came into force for existing public buildings in 2010. Facilities for disabled people, including safe and convenient access (including for wheelchair users) and toilet facilities, provision for the partially sighted and those with hearing impairment are included. Where relevant, general advice on how the requirements of the Act affect the premises are given in this Report. This may require further consideration to be given to certain works, with which the Architect can assist.

**O. The Control of Asbestos at Work Regulations (CAWR) 2012:**

These regulations, which apply to all employers and owners of non-domestic buildings, require that any material containing asbestos is identified and either safely removed, or a scheme must be drawn up by the employers / owners to safely manage the risks to employees / users of the building. Where, as part of this survey, the presence of asbestos material is suspected, recommendations have been given for further action, otherwise it will remain the responsibility of the employer / building owner to ensure compliance with the regulations.

Further information is available from the Health and Safety Executive who produce a leaflet "Managing Asbestos: Your New Legal Duties".



## **APPENDIX B: A Guide to Routine Maintenance and Inspection of Church Property**

It is good practice for the PCC to appoint a fabric officer to take care of the routine maintenance of the church. This officer must report to the PCC and remain subject to its control and direction. The Care of Churches and Ecclesiastical Jurisdiction Measure 1991 requires the churchwardens to inspect the fabric of the church at least once a year, to produce a report on the fabric of the church and the articles belonging to it to the PCC, and to make that report to the annual parochial church meeting on behalf of the PCC. The following list gives an indication of the time of year when certain jobs should be done. It is not exhaustive.

### **Spring/early summer**

- Whenever necessary inspect gutters and roofs from ground level and inside, especially when it is raining
- Clear concealed valley gutters
- Make full inspection of the church for annual meeting
- Check church inventory and update log book
- Check bird-proofing to meshed openings
- Sweep out any high level spaces. Check for bats and report any finds to Natural England
- Cut any ivy starting to grow up walls and poison
- Spray around the base of the walls to discourage weed growth
- Check heating apparatus and clean flues

### **Summer**

- Arrange for routine service of heating equipment
- Check interior between second week of April and second week of June for active beetle infestation and report findings to the professional adviser
- Check all ventilators in the floor and elsewhere and clean out as necessary
- Spring clean the church
- Cut any church grass
- Cut ivy growth and spray (again)
- Re-check heating installation before autumn and test run
- Arrange for any external painting required

### **Autumn**

- Check gutters, downpipes, gullies, roofs etc. after leaf fall
- Rod out any drain runs to ensure water clears easily, especially under pavements
- Inspect roofs with binoculars from ground level, counting number of slipped slates, etc. for repair
- Clean rubbish from ventilation holes inside and out
- Check heating installation, lagging to hot water pipes etc and repair as necessary

### **Winter**

- Clear snow from vulnerable areas
- Check roof spaces and under floors for vermin and poison
- Check under valley gutters after cold spells for signs of leaking roofs
- Bleed radiators and undertake routine maintenance to heating systems
- Check temperatures in different areas of the building to ensure even temperature throughout and note any discrepancies

### **Annually**

- Arrange for servicing of fire extinguishers
- Inspect abutting buildings to ensure there is no build-up of leaves or other debris against the walls
- Check the condition of outside walls, windows, sash cords, steps, and any other areas likely to be a hazard to people entering the building
- Check the extent of any insurance cover and update as necessary

### **Every 5 years**

- Arrange for testing of the electrical systems
- Arrange for the testing of any lightning protection
- Arrange for next Quinquennial Inspection by approved inspector

**It is vital, especially with older people, to keep them warm and well ventilated at all times. The fabric officer should ensure that such ventilation is taking place, especially after services.**

**APPENDIX C: Photographic Survey:**



Fig. 1 (IMG 8313);  
Small area of rendering to east Vestry elevation



Fig. 2 (IMG 8286)  
Stone sundial showing significant erosion





Fig. 3 (IMG 8299)  
Pattern cracking/face erosion from eaves  
to drip course




Fig. 4 (IMG 8275)  
Slight cracking of terrazzo flooring



Fig. 5 (IMG 8321)  
Boiler house lean-to





Fig. 6 (IMG 8285)  
Step access to porch (accessibility issues)



Fig. 7 (IMG 1304)  
Corroding but not yet pattern  
staining window guards



Fig. 8 (IMG 1307)  
Note some stone face erosion to left hand side of eastern buttress, may relate to gutter overflow



Fig. 9 (IMG 1311)  
Varied pointing character to east wall of vestry



Fig. 10 (IMG 1315)  
General view of north side



Fig. 11 (IMG 1317)  
Moss build up on north-  
facing roof pitches



Fig. 12 (IMG 1320)  
Eroded stone faces and residual pointing  
to north elevation of chancel



Fig. 13 (IMG 1322)  
Figure with roof protection and new  
stone column (west end of Church):  
some slate damage





Fig. 14 (IMG 1323)  
Figure with roof protection and new  
stone column (west end of Church):  
some slate damage



Fig. 15 (IMG 1321)  
General view of west end





Fig. 16 (IMG 1325)  
Choir, looking east




Fig. 17 (IMG 1326)  
Polychrome choir ceiling detail





Fig. 18 (IMG 1329)  
Restored Harrison & Harrison organ




Fig. 19 (IMG 1330)  
Detail of in situ terrazzo  
flooring to choir



Fig. 20 (IMG 1331)  
Choir stalls, end gable detail



Fig. 21 (IMG 1333)  
Vestry interior, looking north west



Fig. 22 (IMG 1342)  
Interior, looking west



Fig. 23 (IMG 1347)  
New porch doors

## APPENDIX D: Listing Document

NZ 23 SW SPENNYMOOR STANNER'S LANE  
(East side, off)  
Whitworth

5/72 Whitworth  
30/3/51 Parish Church

GV II

Parish church; dedication unknown. 1808 rebuilding of nave of church of unknown date; 1850 improvement and addition of chancel and vestry; vestry extended 1930. Roughly-coursed squared sandstone; east elevation rubble; ashlar plinth and dressings. Roof graduated Lakeland slate with stone gable copings. Nave with south porch; chancel with north vestry. Porch has high gable over diagonally-boarded door, with elaborate hinges, in chamfered surround with shafts and head-stopped drip mould: sundial in gable peak. 3-bay nave and 2-bay chancel have lancet windows with drip moulds; flat sills in nave; bays defined by buttresses, angle at corners, with offsets; chancel sill string continuing round buttresses, and stepped up to 3 stepped east lancets. 2-light west window under drip mould; gabled bellcote, with bell and wheel in 2-centred arch, on west gable coping. North vestry door dated 1930. At west, 2 pent extensions dated 1935 have open roofs on pilasters, sheltering 2 effigies transferred from churchyard. At north a much-eroded female figure with long drapery; at south a late-C13 knight in chain mail, holding shield and wearing flat-topped cylindrical helm with eye-slits; feet on twisted figure in tunic; dog lies by his crossed legs. Said to represent Humez of Brancepeth.

Interior: painted plaster with ashlar dressings over embattled panelled dado, with blind tracery, in chancel. Roof arch-braced collared trusses on frieze, wall-posts and deeply-moulded corbels. Chancel roof 1888 by Ralph Hedley of Newcastle: panelled, with Tudor-flower bosses and rich stencilled decoration, on enriched frieze. Double-chamfered 2-centred-chancel arch, the outer chamfer pyramid-stopped and resting on stop-chamfered jambs, the inner on shafts with moulded capitals, under head-stopped drip mould. Shafted moulded rerearch to east window, with ball-flower-stopped drip mould. Perpendicular-style reredos 1895 by R. Hedley, with much gilding and richly-painted Crucifixion. Painted Gothic-style stone pulpit and octagonal font. Panelled pews with roll-moulded square ends; choir pews have poppyheads and Tudor-flower decoration. Terrazzo chancel floor. Painted heraldic shields high on chancel walls. Glass includes 1901 east windows to Rev. E.A. Wilkinson: The Ascension. 1920 west window World War I memorial to men of Binchester and Page Bank. North nave windows: c.1897 high-quality Christ the Good Shepherd; others dated 1889, 1898; and 1909 St. Aidan by Horton, Butler and Bayne. South nave windows, including medallion glass with Presentation in the Temple, to Catherine Duncombe Shafto, died 1872 aged 102. Vestry has medallion glass. Organ one of the first by Harrison of Durham. Monuments include dark grey ledger stone in north-east corner of nave, with deeply-cut arms and crest, and inscription to Margaret, wife of Mark Shafto of Whitworth Hall, naming her children Robert, John and Catherine. Alabaster wall monument above in Art Nouveau style, to E.A. Wilkinson, died 1900, by Lowes and Sons; at west end, circa 1723 alabaster wall monument to Mark Shafto, with coat of arms in broken segmental pediment on aedicule containing long, well-cut Latin inscription saying he died of dropsy, and the monument was put up by his son and heir Robert. Classical wall monument to R.E.D Shafto, died 1848, by Denman, London.

Gothic monument at south-west to Robert McFarlane, surgeon, died 1854 after a fall from a gig, by W.T. Hale, London. Brass plaques below most windows.

Historical note: 'Bonny Bobby Shafto' of the popular C19 children's song was the grandson of Margaret and is said to be buried here in the family vault.

Sources: Whitworth Church, A Brief Guide, n.d.; typescript in church.

Archaeologia Aeliana, 2, XX, Newcastle (for 1898) 220 and 228.

Listing NGR: NZ2356034712

*This text is a legacy record and has not been updated since the building was originally listed. Details of the building may have changed in the intervening time. You should not rely on this listing as an accurate description of the building.*

Source: English Heritage

Listed building text is © Crown Copyright. Reproduced under licence.